


CONSOLIDATION

DATA OVERVIEW



April 6, 2026 | Sub-Committee Meeting



FIRE DISTRICT OVERVIEW

NAMPA

Stations Serving the Community

- Station #1 – 923 1st St S
- Station #2 – 1001 E Greenhurst Rd
- Station #3 – 7935 Birch Ln
- Station #4 – 2112 W Flamingo Ave
- Station #5 – 91 N Happy Valley Rd
- Station #6 – 1725 W Roosevelt Ave

Additional Buildings / Land

- Fire Administration - 9 12th Ave S.
- Fire Training - 300 W Railroad
- Dark Park Area Parcel - Approx 3 Acres

Sq Miles Covered

- Approx 85 sq miles
- Calls per sq mi: 147

Population of Nampa

- 130k Approx.

KUNA

Stations Serving the Community

- Station #1 – 150 W. Boise St
- Station #2 – 2121 W. Kuna Rd

Additional Land

- Cloverdale Rd - 1.5 Acres

Sq Miles Covered


- Approx 110 sq miles

Calls per sq mi: 18

Population of Kuna

- 35,000 Approx.

2025 SYSTEM PERFORMANCE & WORKLOAD COMPARISON



NAMPA FIRE (2025) WORKLOAD

Total Incidents: 12,350

Total Unit Responses: 14,675

AVERAGE PER STATION

2,058 incidents

2,446 responses

HIGHEST VOLUME

Station 1: 2,766 (22%)

Station 2: 2,662 (21.6%)

PERFORMANCE

Turnout Time: 2:32

90th % Travel Time: 8:37

System Reliability: 88%

Unit Hour Utilization (UHU): 6.8%



KUNA FIRE (2025) WORKLOAD

Total Incidents: 1,976

Total Unit Responses: 2,600

STATIONS 1

Currently single station carrying full system demand

PERFORMANCE

Turnout Time: 2:25

Travel Time: 8:23

Total Response Time: 9:58

AVERAGE WORKLOAD PER STATION

NAMPA

2,058 (Incidents) & 2,446 (Responses)

KUNA

1,976 (Incidents) & 2,600 (Responses)

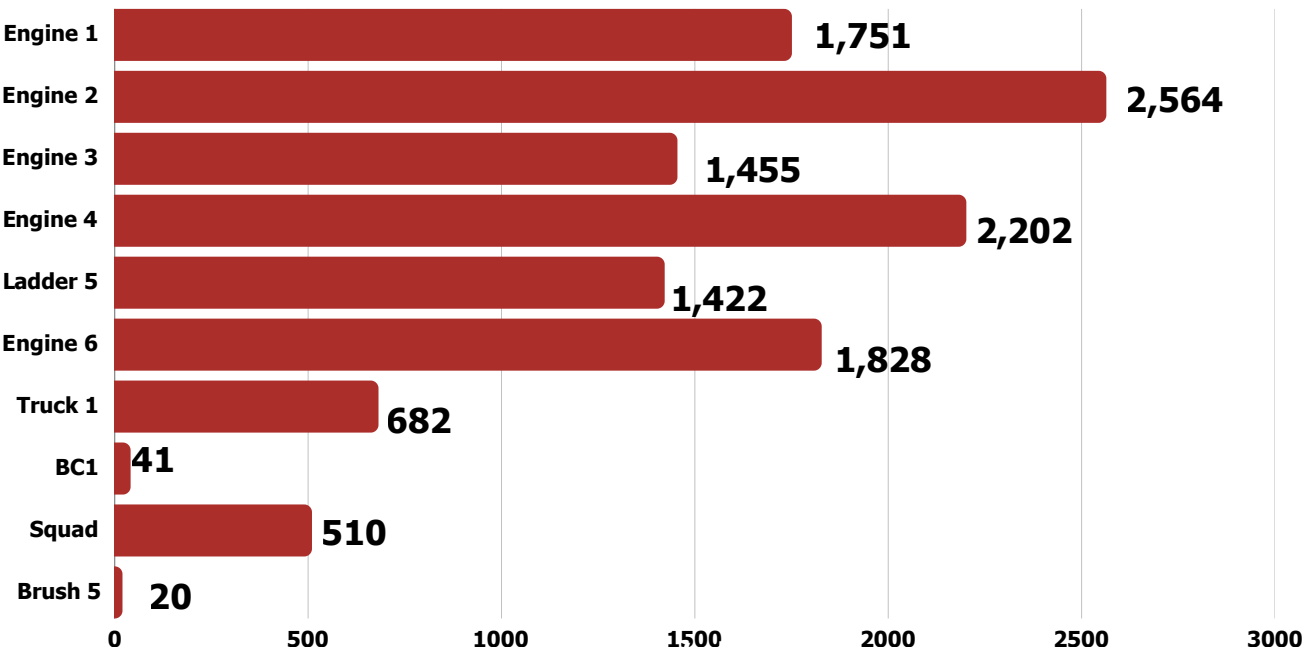
Nampa travel time shown as 90th percentile; Kuna shown as average based on available data

CALL TYPE COMPARISON (2025)

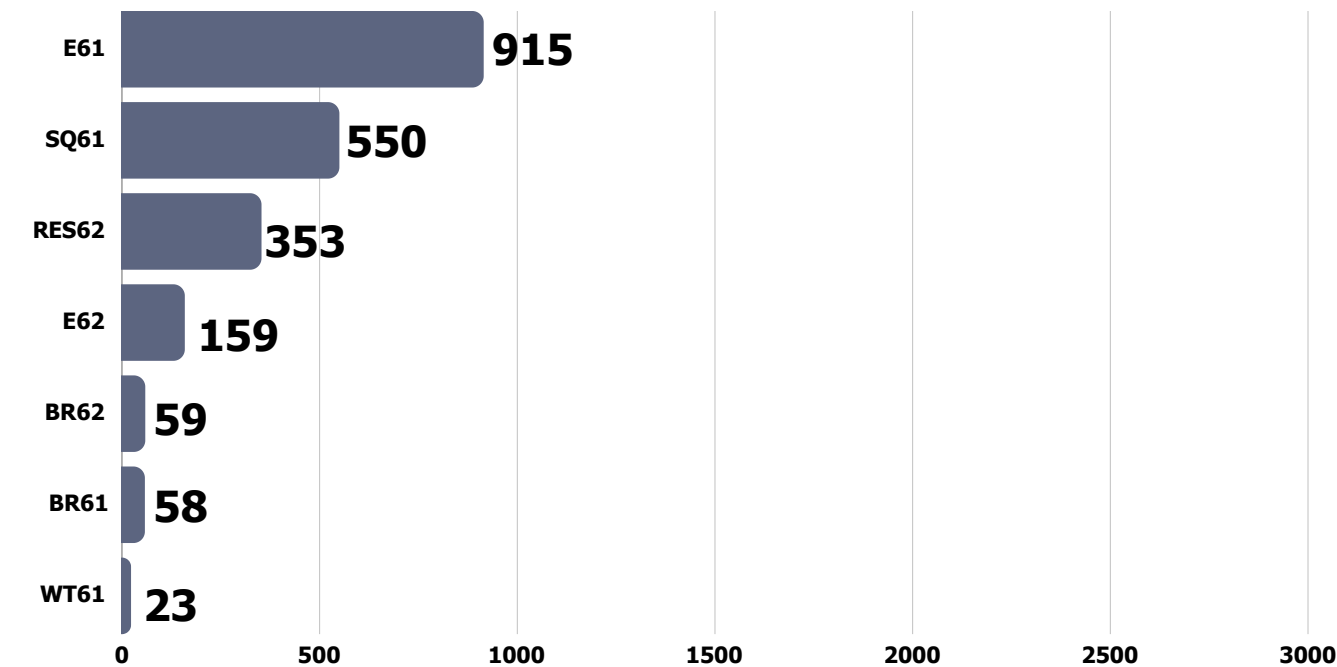
Call Type	Nampa	Kuna
EMS / Rescue	~69% (8,507)	~62% (1,219)
Fire	~2% (276)	~5% (103)
Service Calls	~10% (1,264)	~12% (241)
Good Intent	~12% (1,510)	~11% (217)
False Alarm	~5% (662)	~7% (140)
Hazardous Conditions	~2% (248)	~3% (54)
Severe Weather / Natural Disaster	<1% (3)	<1%

Both Systems are EMS-Driven
60–70% of calls being medical-related

2025 Comparison Apparatus Report



Nampa
Average First Apparatus
Travel Time
5:31



Mutual Aid Comparison

NAMPA FIRE 2025

Total Incidents: 12,527

Out-of-Jurisdiction Responses (Darkhorse)

Includes mutual aid, auto aid, and canceled en route

- Total: 302
- % of Workload: 2.4%

Upper Deer Flat (UDF – EMS Agreement)

- 197 incidents
- 1.57% of total incidents
- 65% of out-of-jurisdiction activity

Mutual / Auto Aid (All Other Agencies)

- 105 incidents
- 0.84% of total incidents
- 35% of out-of-jurisdiction activity

ESO Reported (Reference Only)

- 47 Mutual Aid Given
- 16 Mutual Aid Received
- (Manual entry – underreported)

Key Takeaway

- UDF = planned EMS workload (majority)
- True mutual/auto aid <1% of total incidents

KUNA FIRE

Total Incidents: 1,976

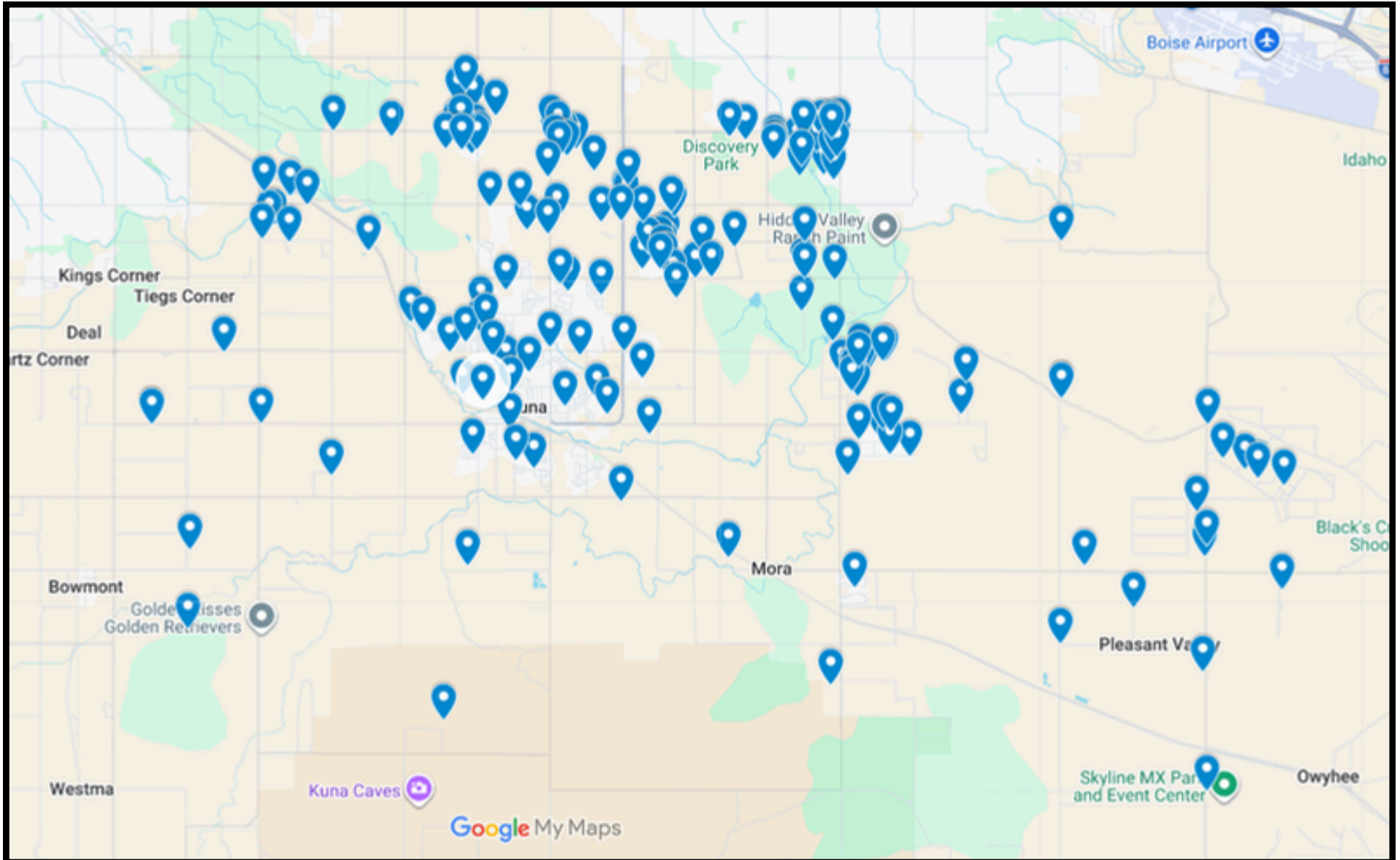
Mutual Aid Received

- Mutual Aid Received on 248
- % of Workload: 12.2

Insights

- 318 outside apparatus dispatched into Kuna
- 207 incidents handled without a Kuna unit on scene
- Only 41 of Boise responses included Kuna units on scene
- EMS clear majority workload (57%)
- Only 15% are actual fire calls
- Brush fires primary fire demand (8% total)
- Gas/CO/odor = major hidden workload (13–14%)
- Falls + lift assists alone = 12% of ALL calls

Kuna Fire Mutual Aid Received 2025



SYSTEM STAFFING

NAMPA FIRE STAFFING OVERVIEW

Administrative Support Positions (7), Non-Contract

- Fire Prevention Specialist – Julie Lilian
- Administrative Specialist – Norah Culbertson
- Member Services / HR – Kristie Williams
- Administrative Operations Specialist – Heather Nelson
- Accounts Specialist - Debby Peck
- Network Administrator – Jay Prado
- Grants Specialist – Jeff Mutchie (Part-Time)

Command Staff (7 Positions), Non-Contract

- Fire Chief – Kirk Carpenter
- Deputy Chief of Operations – Chris King
- Deputy Chief of Logistics – Nick Adams
- Division Chief of Training – Bobby Jardine
- Division Chief of EMS – Tom Wright
- Chief Administrative Officer – Misti Sanders
- Fire Marshal – Elijah Effinger

Prevention Bureau (Contract positions)

- Deputy Fire Marshals (4)

Battalion & Training Staff (Contract Positions)

- 3 Battalion Chiefs (Shift Commanders)
- Battalion Chief of Logistics (Effective April 2026) – Ted Hardy
- Battalion Chief of Training (Effective April 2026) – Shaun Laughlin
- Training Captains (3) – 40-hour positions

Contract (Station 56-hour Shift) Positions

- 75 FF
- 18 Captains
 - **6 Recruits coming on in May 2026**

KUNA FIRE STAFFING OVERVIEW

Contract Personnel

- 6 Captains
- 6 Engineers
- 6 Firefighters

Administration

- Fire Chief - TJ Lawrence
- Asst Chief - James Trumble
- 2 Admin Assistants
- 1 Fire Marshal

PER CAPITA STAFFING

Nampa: 1 employee per 1,092 residents

Kuna: 1 employee per 1,304 residents

- Nampa provides 19% more personnel per capita

Staffing Overview

- Nampa Total Personnel: 119
 - 105 contract personnel
 - 14 administrative (Chiefs and staff)

Staffing Structure

- Nampa: 82% line / 18% support
- Kuna: 78% line / 22% support
- Organizational Capacity

Insights

- Nampa: Dedicated internal roles (training, prevention, logistics, administration)
- Kuna: Limited internal capacity
 - Greater reliance on external services (e.g., HR, admin support)